


How to prepare your soil:

Use a bio **Lightmix** substrate, or a **slightly fertilized** organic potting soil (no Allmix!)




(optional)

PREGROW POT


1) Mix **5g** of **STARTREX** per 1L of potting soil. Mix well. Fill your pots with this mixture and make a planting hole. 

2) Sprinkle **1g** of **MYCOTREX** into the planting hole. 

3) Plant your cutting or seedling. 


4) Water your plants with plain water when needed.

FINAL POT

1) Mix **50g** of **STARTREX** and **75g** of **SILICIUM FLASH** per 10L of potting soil. Mix well. Fill your pots with this mixture and make a planting hole. 

2) Sprinkle **5g** of **MYCOTREX** into the planting hole. 


3) Plant your cutting or seedling. 

4) Press the BioTabs 10cm deep into the potting soil. 

5) Dissolve 1g BACTREX in 1L of water. Water the first time only with 1L of this solution. 

For mother plants:

Mix 100 grams of Silicium Flash into 10L of potting soil. Once a month add 100g of Silicium Flash as a topdressing.



When using Autopot, you need to put the BioTabs 10cm from the bottom of the pot, then fill up the pot from the top with substrate and make a planting hole.



Tablespoon x4  → 50g

Teaspoon x1  → 5g

BioTabs' dosage:



- 1 tab/5L pot
- 2 tabs/10-15L pot
- 3 tabs/20-25L pot
- 4 tabs/30-35L pot
- 5 tabs/50L pot

* See other side on how to prepare your soil.

JUST ADD WATER STRATEGY

PRODUCTS	(optional)		VEGETATIVE		FLOWERING								
	PREGROW POT WATERING	FINAL POT WATERING	WEEK 1	WEEK 2	WEEK 1	WEEK 2	WEEK 3	WEEK 4	WEEK 5	WEEK 6	WEEK 7	WEEK 8	WEEK 9
BACTREX	0,5g/L	1g/L	Water	Water	Water	Water	Water	1g/L	Water	Water	Water	Water	Water
BIO PK 5-8	Water	Water	Water	Water	Water	10ml/L	Water	10ml/L	Water	10ml/L	Water	Water	Water
BOOMBOOM SPRAY	5ml/L	5ml/L	5ml/L	Water	Water	Water	Water	Water	Water	Water	Water	Water	Water

- Pregrow pot (optional):** Dissolve 0,5g BACTREX in 1L of water. Water the first time only each plant with this solution. All other days use plain water when needed.
- Final pot:** Dissolve 1g BACTREX in 1L of water. Water the first time only with 1L of this solution.
- BACTREX:** Dissolve 1g BACTREX in 1L of water. Water each plant with 1L of this solution ONCE in week 4 of flowering.
- Bio PK 5-8 flowering booster:** Dissolve 10ml of Bio PK in 1L of water. Water each plant with 1L of this solution ONCE in week 2, 4 and 6 of flowering. All other days use plain water when needed.
- Boom Boom Spray:** Dissolve 5ml in 1L of water. Spray your plants' leaves until dripping wet. Use within 6h.
- Long veg:** If your vegetative stage lasts longer than 2 weeks, in week 3 of the vegetative stage press an extra tab 10cm deep into the potting soil.

